

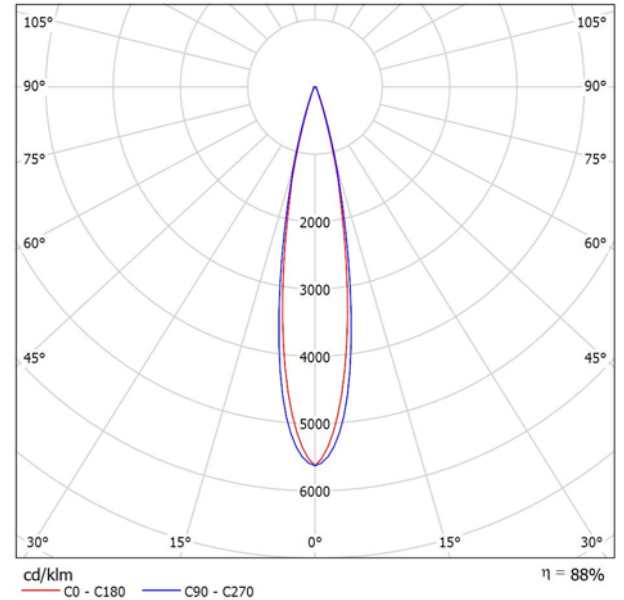
GlacialTech Inc.
 http://www.glaciallight.com
 7F, No.352, Sec. 2, Zhongshan Rd., Zhonghe Dist., New Taipei
 City, Taiwan, 235, R.O.C.

Operator GlacialLight R&D Department
 Telephone +886 2 2244-1227
 Fax +886 2 2244-1228
 e-Mail sales@GlacialLight.com

GlacialLight GL-LMR50-06-24V-NL-WW-3000K-24D / Luminaire Data Sheet

Luminous emittance 1:

See our luminaire catalog for an image of the luminaire.



Luminaire classification according to CIE: 100
 CIE flux code: 90 94 97 100 88

Luminous emittance 1:

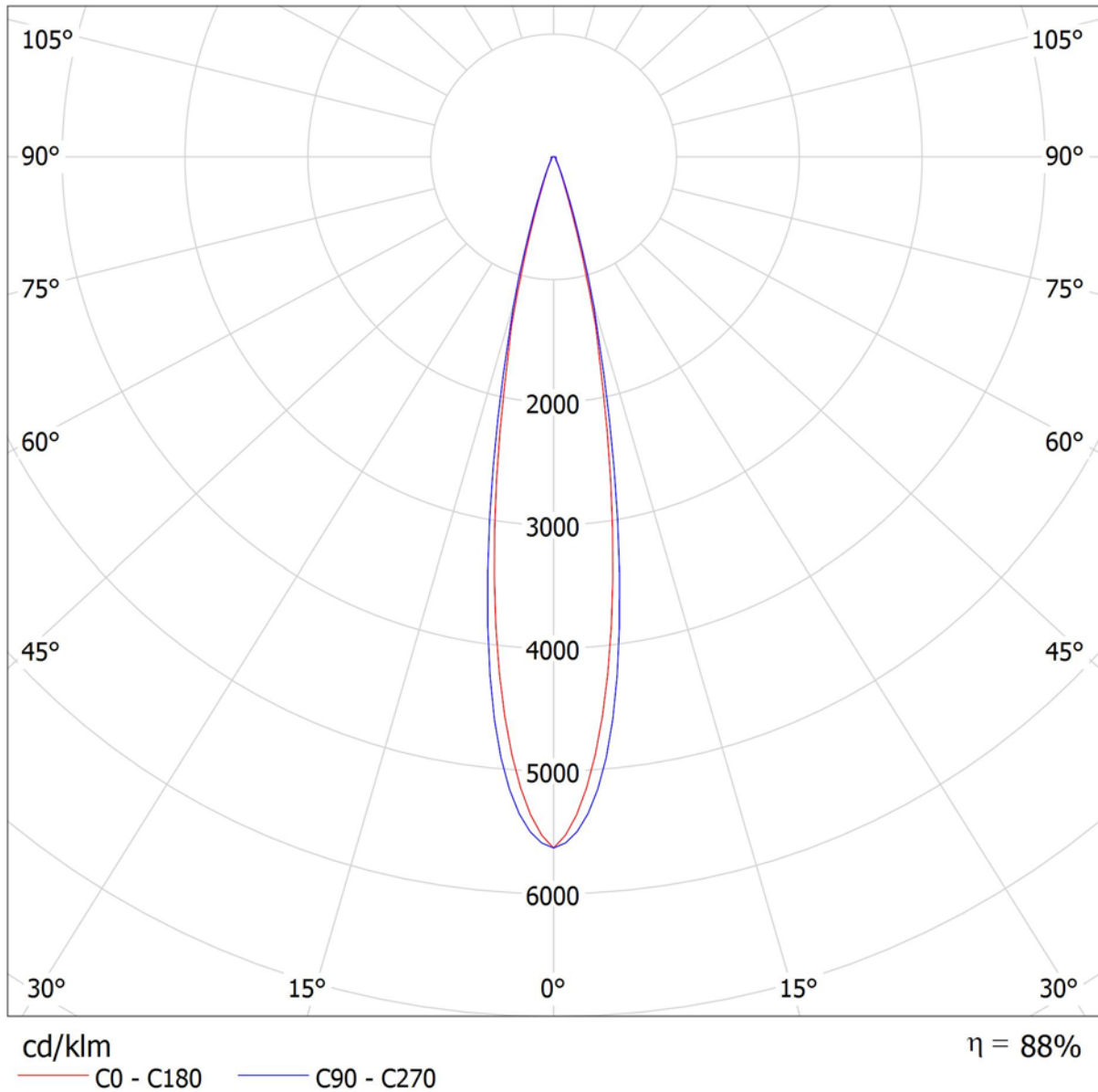
Glare Evaluation According to UGR											
ρ Ceiling	70	70	50	50	30	70	70	50	50	30	
ρ Walls	50	30	50	30	30	50	30	50	30	30	
ρ Floor	20	20	20	20	20	20	20	20	20	20	
Room Size X Y	Viewing direction at right angles to lamp axis					Viewing direction parallel to lamp axis					
2H	2H	8.7	9.5	9.0	9.7	9.9	9.6	10.3	9.8	10.5	10.7
	3H	10.3	11.0	10.6	11.3	11.5	11.3	12.0	11.6	12.3	12.5
	4H	11.1	11.7	11.4	12.0	12.2	12.4	13.0	12.7	13.3	13.6
	6H	11.7	12.3	12.0	12.6	12.9	13.5	14.1	13.8	14.4	14.6
	8H	12.1	12.7	12.4	12.9	13.2	14.1	14.7	14.4	14.9	15.2
4H	2H	9.5	10.2	9.8	10.4	10.7	10.2	10.8	10.5	11.1	11.3
	3H	11.3	11.8	11.6	12.1	12.5	12.1	12.7	12.5	13.0	13.3
	4H	12.2	12.7	12.6	13.1	13.4	13.4	13.9	13.8	14.3	14.6
	6H	13.1	13.5	13.5	13.9	14.3	14.7	15.1	15.1	15.4	15.8
	8H	13.6	13.9	14.0	14.3	14.7	15.3	15.7	15.7	16.1	16.5
8H	2H	12.5	13.0	12.8	13.3	13.7	14.7	15.2	15.0	15.5	15.9
	3H	14.1	14.4	14.5	14.8	15.3	16.0	16.4	16.5	16.8	17.2
	4H	12.7	13.1	13.2	13.5	13.9	13.8	14.1	14.2	14.5	14.9
	6H	13.9	14.2	14.4	14.6	15.1	15.3	15.6	15.7	16.0	16.4
	8H	14.5	14.8	15.0	15.2	15.7	16.1	16.3	16.5	16.8	17.2
12H	2H	15.2	15.4	15.7	15.9	16.4	16.9	17.2	17.4	17.6	18.1
	4H	12.9	13.2	13.3	13.6	14.0	13.8	14.2	14.3	14.6	15.0
	6H	14.2	14.4	14.6	14.9	15.3	15.4	15.7	15.9	16.1	16.6
8H	14.9	15.1	15.4	15.6	16.0	16.3	16.5	16.8	17.0	17.5	
Variation of the observer position for the luminaire distances S											
S = 1.0H	+0.2 / -0.2					+0.1 / -0.1					
S = 1.5H	+0.2 / -0.3					+0.2 / -0.2					
S = 2.0H	+0.5 / -0.8					+0.4 / -0.7					
Standard table	BK08					BK10					
Correction Summand	-2.9					-0.4					
Corrected Glare Indices referring to 360lm Total Luminous Flux											

GlacialTech Inc.
http://www.glaciallight.com
7F, No.352, Sec. 2, Zhongshan Rd., Zhonghe Dist., New Taipei
City, Taiwan, 235, R.O.C.

Operator GlacialLight R&D Department
Telephone +886 2 2244-1227
Fax +886 2 2244-1228
e-Mail sales@GlacialLight.com

GlacialLight GL-LMR50-06-24V-NL-WW-3000K-24D / LDC (Polar)

Luminaire: GlacialLight GL-LMR50-06-24V-NL-WW-3000K-24D
Lamps: 1 x DC Light

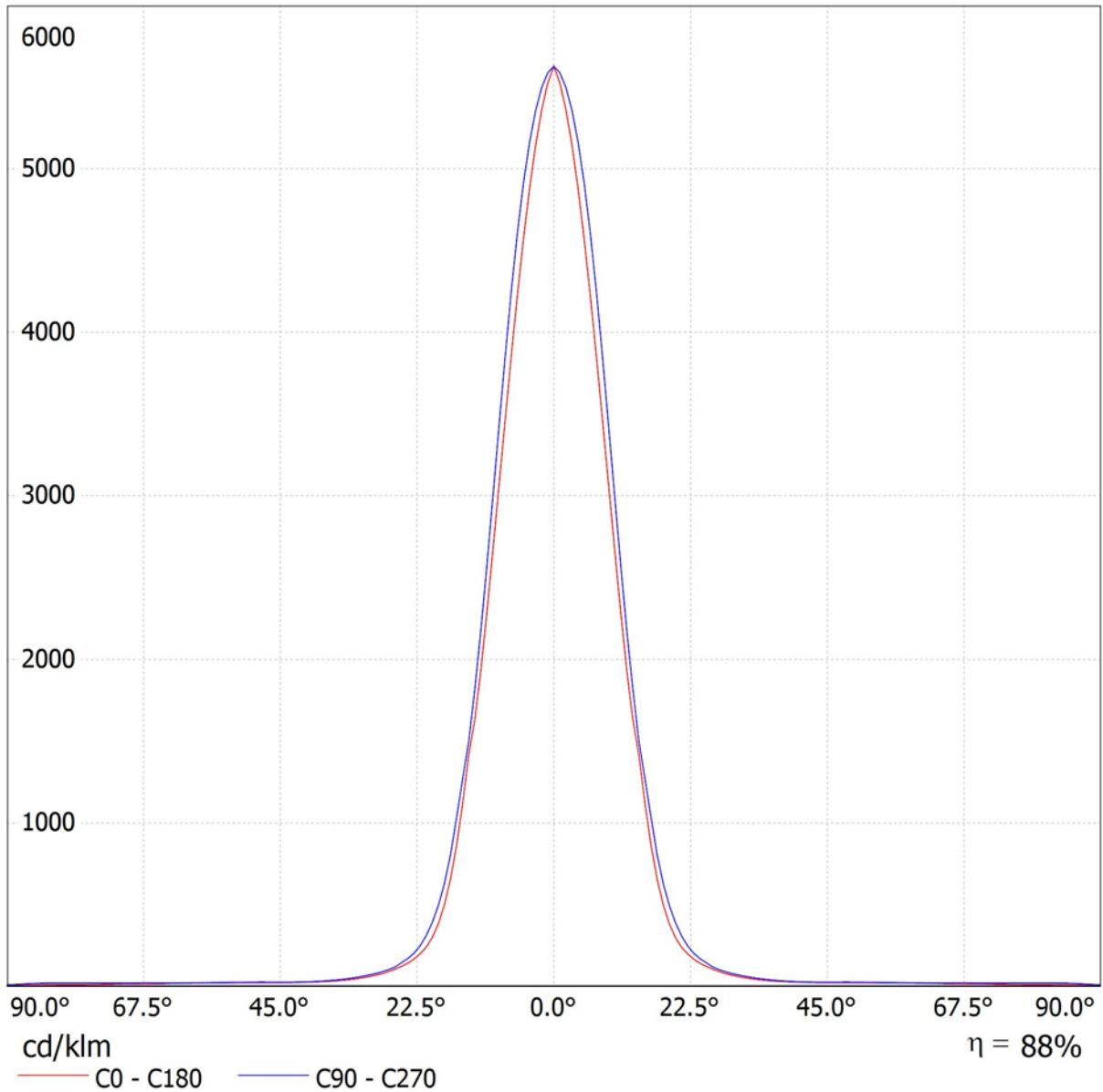


GlacialTech Inc.
http://www.glaciallight.com
7F, No.352, Sec. 2, Zhongshan Rd., Zhonghe Dist., New Taipei
City, Taiwan, 235, R.O.C.

Operator GlacialLight R&D Department
Telephone +886 2 2244-1227
Fax +886 2 2244-1228
e-Mail sales@GlacialLight.com

GlacialLight GL-LMR50-06-24V-NL-WW-3000K-24D / LDC (Linear)

Luminaire: GlacialLight GL-LMR50-06-24V-NL-WW-3000K-24D
Lamps: 1 x DC Light



GlacialTech Inc.
 http://www.glaciallight.com
 7F, No.352, Sec. 2, Zhongshan Rd., Zhonghe Dist., New Taipei
 City, Taiwan, 235, R.O.C.

Operator GlacialLight R&D Department
 Telephone +886 2 2244-1227
 Fax +886 2 2244-1228
 e-Mail sales@GlacialLight.com

GlacialLight GL-LMR50-06-24V-NL-WW-3000K-24D / UGR-Table

Luminaire: GlacialLight GL-LMR50-06-24V-NL-WW-3000K-24D
 Lamps: 1 x DC Light

Glare Evaluation According to UGR											
ρ Ceiling		70	70	50	50	30	70	70	50	50	30
ρ Walls		50	30	50	30	30	50	30	50	30	30
ρ Floor		20	20	20	20	20	20	20	20	20	20
Room Size X Y		Viewing direction at right angles to lamp axis					Viewing direction parallel to lamp axis				
2H	2H	8.7	9.5	9.0	9.7	9.9	9.6	10.3	9.8	10.5	10.7
	3H	10.3	11.0	10.6	11.3	11.5	11.3	12.0	11.6	12.3	12.5
	4H	11.1	11.7	11.4	12.0	12.2	12.4	13.0	12.7	13.3	13.6
	6H	11.7	12.3	12.0	12.6	12.9	13.5	14.1	13.8	14.4	14.6
	8H	12.1	12.7	12.4	12.9	13.2	14.1	14.7	14.4	14.9	15.2
	12H	12.5	13.0	12.8	13.3	13.7	14.7	15.2	15.0	15.5	15.9
4H	2H	9.5	10.2	9.8	10.4	10.7	10.2	10.8	10.5	11.1	11.3
	3H	11.3	11.8	11.6	12.1	12.5	12.1	12.7	12.5	13.0	13.3
	4H	12.2	12.7	12.6	13.1	13.4	13.4	13.9	13.8	14.3	14.6
	6H	13.1	13.5	13.5	13.9	14.3	14.7	15.1	15.1	15.4	15.8
	8H	13.6	13.9	14.0	14.3	14.7	15.3	15.7	15.7	16.1	16.5
	12H	14.1	14.4	14.5	14.8	15.3	16.0	16.4	16.5	16.8	17.2
8H	4H	12.7	13.1	13.2	13.5	13.9	13.8	14.1	14.2	14.5	14.9
	6H	13.9	14.2	14.4	14.6	15.1	15.3	15.6	15.7	16.0	16.4
	8H	14.5	14.8	15.0	15.2	15.7	16.1	16.3	16.5	16.8	17.2
	12H	15.2	15.4	15.7	15.9	16.4	16.9	17.2	17.4	17.6	18.1
12H	4H	12.9	13.2	13.3	13.6	14.0	13.8	14.2	14.3	14.6	15.0
	6H	14.2	14.4	14.6	14.9	15.3	15.4	15.7	15.9	16.1	16.6
	8H	14.9	15.1	15.4	15.6	16.0	16.3	16.5	16.8	17.0	17.5
Variation of the observer position for the luminaire distances S											
S = 1.0H		+0.2 / -0.2					+0.1 / -0.1				
S = 1.5H		+0.2 / -0.3					+0.2 / -0.2				
S = 2.0H		+0.5 / -0.8					+0.4 / -0.7				
Standard table		BK08					BK10				
Correction Summand		-2.9					-0.4				
Corrected Glare Indices referring to 360lm Total Luminous Flux											

The UGR values have been calculated according to CIE Publ. 117 Spacing-to-Height-Ratio = 0.25.

GlacialTech Inc.
http://www.glaciallight.com
7F, No.352, Sec. 2, Zhongshan Rd., Zhonghe Dist., New Taipei
City, Taiwan, 235, R.O.C.

Operator GlacialLight R&D Department
Telephone +886 2 2244-1227
Fax +886 2 2244-1228
e-Mail sales@GlacialLight.com

GlacialLight GL-LMR50-06-24V-NL-WW-3000K-24D / LDC Data Sheet

Luminaire: GlacialLight GL-LMR50-06-24V-NL-WW-3000K-24D

Lamps: 1 x DC Light

